

Total Trained: Total number of current and ex staff trained (**Not Unique**). **2939** head count of all trainings provided.

People Trained: **Unique** number of **current** staff trained. **1322** unique staff members.

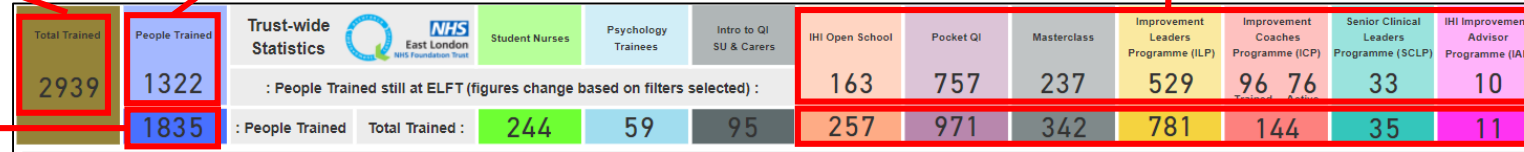
Number of current staff trained split into QI training programmes. This is a **Unique** count of staff per programme.

Number of current and ex staff trained split into QI training programmes. This **is not a unique** count of staff per programme.

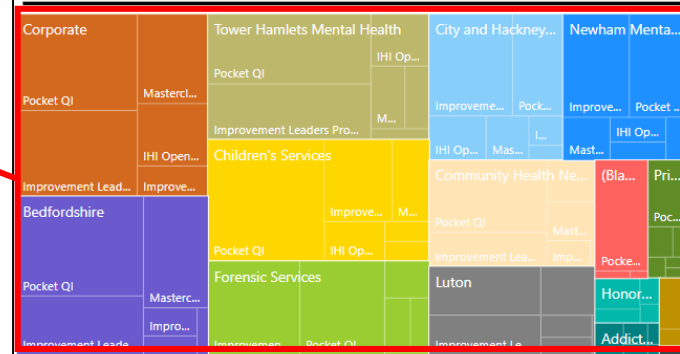
For e.g. a staff member could have attended a Masterclass **3 times** but they will only count as **1** under Masterclass.

For e.g. if a staff member attended a Masterclass **3 times** they will be counted **3 times** under Masterclass.

People Trained: **Unique** number of **current and ex staff** trained. **1835** unique current and ex staff members.



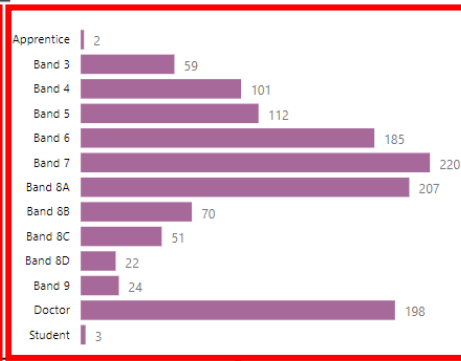
Staff trained split by **directorate** and **QI training programmes**.



Proportion of current staff trained and workforce breakdown by **Gender**.

Percentage of current staff trained broken down by **Banding** and **QI training programmes**.

Band	% IHI Open School Trained	% Pocket QI Trained	% Masterclass Trained	% ILP Trained	% Coaches (ICP) Trained	% SCLP Trained
Apprentice		3.23%				
Band 3	0.31%	4.98%	0.52%	1.14%	0.21%	
Band 4	0.71%	11.72%	1.84%	2.26%	0.85%	
Band 5	1.25%	9.98%	1.47%	2.38%	0.68%	
Band 6	1.41%	11.92%	3.19%	5.07%	1.31%	
Band 7	1.64%	16.65%	4.04%	10.47%	1.89%	
Band 8A	8.55%	18.86%	9.65%	25.88%	5.70%	
Band 8B	10.00%	17.86%	19.29%	30.00%	7.86%	2.14%
Band 8C	12.82%	23.08%	26.92%	39.74%	10.26%	6.41%
Band 8D	10.71%	3.57%	28.57%	57.14%	10.71%	10.71%
Band 9	16.67%	10.00%	10.00%	70.00%	3.33%	
Doctor	8.95%	18.34%	6.55%	23.80%	0.87%	4.80%
Student		1.15%				
Total	2.65%	11.68%	3.84%	8.71%	1.60%	0.55%



Proportion of current staff trained and workforce breakdown by **Ethnicity**.

Percentage of current staff trained broken down by **Age Brackets**.

Age Range	% Trained out of total in QI	% Trained out of workforce in age bracket	% of workforce in this age bracket
16 - 20	0.16%	3.28%	0.96%
21 - 25	2.74%	8.71%	6.30%
26 - 30	9.33%	14.48%	12.88%
31 - 35	14.18%	20.34%	13.94%
36 - 40	16.38%	24.08%	13.60%
41 - 45	15.36%	24.81%	12.38%
46 - 50	15.52%	24.47%	12.67%
51 - 55	13.64%	21.09%	12.92%
56 - 60	8.39%	19.04%	8.80%
61 - 65	3.29%	15.61%	4.21%
66 - 70	0.94%	19.35%	0.97%
71 & over	0.08%	4.35%	0.36%

Number of current staff trained by **Banding**.

****Remember** when clicking a visual it will change all other results (visualisations) based on the visual you selected. For e.g. if you select the **112 band 5's** the other visuals on the dashboard will reflect the **112 band 5's** you selected. The word cloud will filter results on just **band 5** job titles. **Everything** will filter based on those **112 band 5's**. Additionally, if you selected **Corporate** from the directorate visual, **everything** will filter based on those at corporate that have been trained.