

Tips for Organizing and Managing your strategy

Triple Aim Work

Unlike a regular QI project, a triple aim piece of work will be comprised of a portfolio of different projects/pieces of work that work toward improving:

- Population Health Outcomes
- Experience of care
- Value

The size and scope can make this feel overwhelming so we've provided a few tools that can help you begin to focus your efforts going forward.



Population Level

Project Level

Population Level
Purpose statement and measurement against the triple aim

Triple Aim
1. Population Health
2. Experience of Care
3. Value

Population Level Drivers

Theme

Theme

Theme

Projects
(QI Projects or other types of work that will impact on population level drivers)

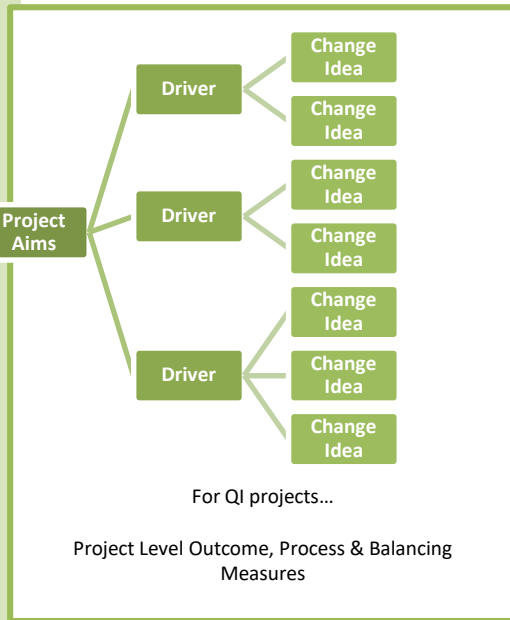
Service Redesign

QI Project

Training Initiative

Communication campaign

Partnership initiative



Deciding on where to start/where next...

1. Drawing on the evidence base...

- A. Is there any evidence to indicate which drivers are likely to be the most important to work on? (either locally, nationally or from elsewhere)
- B. Are there any models/initiatives that have been successful elsewhere which mean we can have a stronger degree of believe that they might work in our context/with our population?
- C. What have citizens said is important to them as part of the three part data review

2. Understanding and arriving at consensus of those involved...

1. Multi-voting (e.g. for prioritising drivers)
2. 2x2 grid (e.g. for appraising key dimensions of change ideas/initiatives to help decide where to start)
3. Rank-ordering (e.g. for prioritising change ideas/initiatives)

1. Multi-voting

For when you have more than 10 ideas

Cluster together ideas from brainstorming exercise

Use dots to vote:

What are your personal favorites?

What idea would you most like to try on your unit?

What idea do you think will have the biggest

Impact toward achieving the aim?

Participants each have 4 dots

Participants can distribute their dots however they want -- all on one idea, each dot on a separate idea, or anything in between

Report out on favorite ideas (where there are most dots)


2. 2x2 Matrix of Change Ideas/Initiatives

Good for organising initiatives based on important criteria. You can choose your criteria, but for example high impact/low impact, clarity of what to do (might help you to know if it needs PDSA or not), low cost/high cost, etc.

High
Impact



Low
Impact




Not clear
what to do



Clear what
to do

Matrix example from Beds LD

(the team had many ideas after the engagement event, we had to narrow them down!)



3. Rank Ordering

- Use to reduce a list of 10 or less, to the vital few ideas for further discussion.
- Assign a letter to each idea (not numbers).
- Agree on the criteria (1-3 guidelines) against which ideas are tested.
- Lay out a RO table.
- The rows are the letters assigned to each of the ideas.
- The columns are the initials of the team members. The far right column is the “total” column.
- Members individually list the identifying letters on paper and indicate the rank of each idea next to the letter, with “1” being the first choice, “2” the second choice, etc. Members must rank all of the ideas on the list.
- Members take turns calling out their rankings to recorder in alphabetical order (B1, C3, A5, etc).
- The rankings are summed for a total per item on a Rank Order chart.
- The team analyzes the ranking, looking both at the total for each idea, as well as individual votes. If considerable disagreement among members exists, a second ranking may be carried out.

Rank Ordering

MULTI VOTE	IDEA List (Nominal Group or Brainstorm)	RANK ORDER (list names or initials of voters)					
		Sam	Pat	Bob	Sue	Tim	Total Sum
1	A.						
111	B.						
1111	C. <u>....</u>						
	D.						
	E. <u>....</u>						
	F.						
111	G. <u>....</u>						
11	H. <u>...</u>						
1	I.						
1	J.						
111	K. <u>...</u>						
11	L. <u>....</u>						
	M.						
1	N.						
	O. ...						
111	P. <u>...</u>						
	Q.						
1	R.						
	S.						
	T.						

7 ideas to rank 1-7

1 = first place...

7 = last place

Call in alpha order

C. 1

E. 5

G. 3



Deciding on where to start...

1. Drawing on the evidence base... (this might have been covered in part 1 of your 3 part data review)

- A. Is there any evidence to indicate which **drivers** are likely to be the most important to work on? (either locally, nationally or from elsewhere). If so briefly describe...
- B. Are there any **models/initiatives** that have been successful elsewhere which mean we can have a stronger degree of belief that they might work in our context/with our population?

2. Understanding and arriving at consensus of those involved...

Use one or more of the recommended tools (multi-voting, rank ordering or 2x2 grids) to narrow down and identify up to 3 priority change ideas/initiatives to start with.

- A. What are the 3 change ideas/initiatives you should start working on?
- B. What was your experience using the tools?